

**JANUARY 2026 EDITION**


**Starting the Year with YOUR Ideas**

As we begin a new year, we want to thank you for the creativity you bring to your classroom. Even across a screen, we see your ideas and learn from the ways you motivate students.


This year, we loved seeing how teachers use Spot 🐾 to encourage reading and celebrate progress. From classroom adoptions to fun challenges, your ideas continue to inspire new resources.

Check out the Spot ideas below and think about how you might use Spot to motivate students this year. Have a great idea of your own? We would love to see it! [Click here to share](#), or tag us on our socials (@amiralearning).

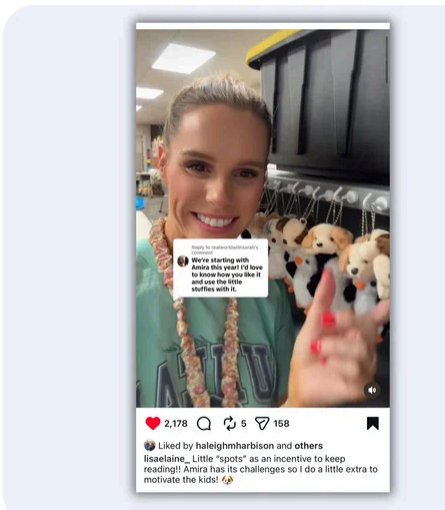
At the **Hawkins Street School** (Newark, NJ), the class with the highest usage gets to "adopt" Spot for two weeks.



At **Moore Elementary** (Houston, TX) reading the most stories earns students their very own mini Spot and doghouse.



**Mrs. Peters** rewards students who meet their usage goals for four consecutive weeks by giving them the opportunity to "babysit" a Spot keychain.



We don't offer an official Spot plushie (yet), but our printable resources make it easy to bring Spot into your community. Explore the Spot resources below for student incentives.

- Spot Certificates & Posters
- Spot Incentives

**ANNOUNCEMENTS**


**AMIRA INSTRUCT UPDATES:**

We are pleased to share two new features of the **AI Lesson Planner**:

- Preview Micro Lessons**  
Preview Micro Lessons in a new browser tab. Each new preview replaces the previously opened preview, so only one Micro Lesson preview can be open at a time.
- Preview Activities (Digital Instruction by Istation)**  
Preview Activities open in a secondary tab for each activity and will automatically close when the activity is stopped or completed. For the best experience, please close any active tabs between previews.  
*Available to teachers at launch; admin access coming soon.*

Click [here](#) for a walkthrough of the AI Lesson planner and it's new features.


**RESOURCES: FOR STUDENTS**



**Read Your Heart Out!**

New competition kit packed with posters, progress trackers, certificates, and more to grow students' love of reading.

Competition Resources



**Spot Incentives**


Print and assemble fun use incentives that recognize milestones and motivate students through instant positive reinforcement.

Use **Spot Stickers** on 2" x4" shipping labels for quick recognition, or create **Spot Keychains** by cutting out images and inserting them into picture frame keychains\* for a lasting keepsake. Perfect for celebrating progress, sending notes home, or encouraging continued effort.

\*Keychains not included

Spot Incentives

**RESOURCES: FOR TEACHERS**



**Interactive Guides for Reports**

Explore each report on your teacher dashboard with guided, step-by-step explanations of each report element.

Report Walkthroughs

**REPORT OF THE MONTH:**  
Class Progress Report



The Class Progress Report brings BOY, MOY, and EOY assessment results into one easy-to-read view. Teachers can see each student's **ARM score**, **estimated mastery**, and **percentile rank**, with **color-coded indicators** that show whether students are below, approaching, meeting, or above grade-level expectations.

Teachers can also select **Latest Assessment** to include progress monitoring data and see each student's most recent score. The report can be viewed **by assessment window** or **by month**, making it flexible for different instructional needs. For deeper insight, the **Thread Overview** shows how the class is performing across key reading skill areas based on the most recent assessment.



Interactive Guide: Class Progress Report


**Classroom Example:**

After completing MOY assessments, a 3rd-grade teacher uses the **Class Progress** Report to review how her students are progressing.

The teacher compares **BOY** and **MOY ARM scores & percentile ranks** to see how the class has grown. She uses the **color-coded scores** to quickly identify students who are below, approaching, or meeting grade-level expectations.

The teacher switches to the **Thread Overview** to understand *why* some students are still struggling. She sees that several students need additional support in **fluency and decoding**, while others are on track or exceeding expectations.

Using these insights, the teacher plans **targeted small-group instruction** for students who need extra support and continues grade-level instruction for the rest of the class.



We're looking for educators who want to **become Amira experts and leaders** in their schools or districts.

Does this sound like you? Sign up to become an Amira Champion!

Sign Up Form